




WORLD'S NO.1 BASMATI RICE

# BASMATI RICE SE

## NO COMPROMISE



AGED TO PERFECTION



\*AS PER MORDOR INTELLIGENCE REPORT ON PACKAGED BASMATI RICE MAY JUNE '22

### EXTRACT OF AUDITED CONSOLIDATED FINANCIAL RESULTS OF KRBL LIMITED FOR THE QUARTER AND FINANCIAL YEAR ENDED 31 MARCH 2023 (₹ in Lacs except as stated otherwise)

Sr. No.	Particulars	Quarter ended		Year ended	
		31-03-2023 (Audited)	31-03-2022 (Audited)	31-03-2022 (Audited)	31-03-2022 (Audited)
1.	Revenue from operations	1,27,973	98,740	5,36,323	4,21,056
2.	Net Profit before Tax (PBT) for the period	15,991	14,724	94,118	61,713
3.	Net Profit after Tax (PAT) for the period	11,798	10,906	70,098	45,940
4.	Total Comprehensive Income for the period (Comprising Profit for the period after tax and other Comprehensive Income after tax)	12,431	10,764	70,477	46,011
5.	Paid-up Equity Share Capital (Face Value per share ₹1/-)	2,354	2,354	2,354	2,354
6.	Other Equity	—	—	4,66,909	4,04,670
7.	Earnings Per Equity Share (Face Value of ₹1/- each)				
	Basic (₹)	5.01	4.63	29.78	19.52
	Diluted (₹)	5.01	4.63	29.78	19.52

### Additional information on Audited Standalone Financial Results (₹ in Lacs)

Particulars	Standalone			
	Quarter ended		Year ended	
	31-03-2023 (Audited)	31-03-2022 (Audited)	31-03-2023 (Audited)	31-03-2022 (Audited)
Revenue from operations	1,27,973	98,740	5,36,323	4,21,056
Profit before tax	15,974	14,715	94,088	61,777
Profit after tax	11,781	10,897	70,068	46,004

FY23  
HIGHEST EVER

REVENUE  
Rs. 5,363 Cr

EBITDA  
Rs. 1,032 Cr

PAT  
Rs. 701 Cr

EPS  
Rs. 29.78

For and on behalf of Board of Directors of  
KRBL Limited

Sd/-  
Anoop Kumar Gupta  
Joint Managing Director  
DIN: 00030160

Place: Noida  
Date: 30 May 2023

Regd. Office: 5190, Lahori Gate, Delhi-110006  
CIN: L01111DL1993PLC052845, Email: investor@krblindia.com,  
website: www.krblrice.com, Tel.: +91-11-23968328, Fax: +91-11-23968327

#### NOTE:

The above is an extract of detailed format of Quarterly/Annual Financial Results filed with the Stock Exchanges under Regulation 33 of the SEBI (Listing Obligations and Disclosure Requirements) Regulations, 2015. The full format of the Quarterly/Annual Financial Results are available on the Stock Exchange websites viz. www.bseindia.com and www.nseindia.com. The same is also available on the Company's website viz. www.krblrice.com under the link investor relations.





BASMATI RICE SE

NO COMPROMISE

WORLD'S NO.1 BASMATI RICE

WORLD'S LARGEST RICE MILLERS  
& BASMATI RICE EXPORTERSAGED TO  
PERFECTION

\*AS PER MORDOR INTELLIGENCE REPORT ON PACKAGED BASMATI RICE MAY JUNE '22

## EXTRACT OF AUDITED CONSOLIDATED FINANCIAL RESULTS OF KRBL LIMITED FOR THE QUARTER AND FINANCIAL YEAR ENDED 31 MARCH 2023 (₹ in Lacs except as stated otherwise)

Sr. No.	Particulars	Quarter ended		Year ended	
		31-03-2023 (Audited)	31-03-2022 (Audited)	31-03-2023 (Audited)	31-03-2022 (Audited)
1.	Revenue from operations	1,27,973	98,740	5,36,323	4,21,056
2.	Net Profit before Tax (PBT) for the period	15,991	14,724	94,118	61,713
3.	Net Profit after Tax (PAT) for the period	11,798	10,906	70,098	45,940
4.	Total Comprehensive Income for the period (Comprising Profit for the period after tax and other Comprehensive Income after tax)	12,431	10,764	70,477	46,011
5.	Paid-up Equity Share Capital (Face Value per share ₹1/-)	2,354	2,354	2,354	2,354
6.	Other Equity	—	—	4,66,909	4,04,670
7.	Earnings Per Equity Share (Face Value of ₹1/- each)				
	Basic (₹)	5.01	4.63	29.78	19.52
	Diluted (₹)	5.01	4.63	29.78	19.52

## Additional information on Audited Standalone Financial Results (₹ in Lacs)

Particulars	Standalone			
	Quarter ended		Year ended	
	31-03-2023 (Audited)	31-03-2022 (Audited)	31-03-2023 (Audited)	31-03-2022 (Audited)
Revenue from operations	1,27,973	98,740	5,36,323	4,21,056
Profit before tax	15,974	14,715	94,088	61,777
Profit after tax	11,781	10,897	70,068	46,004

FY23  
HIGHEST EVERREVENUE  
Rs. 5,363 CrEBITDA  
Rs. 1,032 CrPAT  
Rs. 701 CrEPS  
Rs. 29.78For and on behalf of Board of Directors of  
KRBL LimitedSd/-  
Anoop Kumar Gupta  
Joint Managing Director  
DIN: 00030160Place: Noida  
Date: 30 May 2023Regd. Office: 5190, Lahori Gate, Delhi-110006  
CIN: L01111DL1993PLC052845, Email: investor@krblindia.com,  
website: www.krblice.com, Tel.: +91-11-23968328, Fax: +91-11-23968327


## NOTE:

The above is an extract of detailed format of Quarterly/Annual Financial Results filed with the Stock Exchanges under Regulation 33 of the SEBI (Listing Obligations and Disclosure Requirements) Regulations, 2015. The full format of the Quarterly/Annual Financial Results are available on the Stock Exchange websites viz. www.bseindia.com and www.nseindia.com. The same is also available on the Company's website viz. www.krblice.com under the link investor relations.





BASMATI RICE SE

**NO COMPROMISE**WORLD'S **NO.1** BASMATI RICEAGED TO  
PERFECTION

\*AS PER MORDOR INTELLIGENCE REPORT ON PACKAGED BASMATI RICE MAY JUNE '22

## EXTRACT OF AUDITED CONSOLIDATED FINANCIAL RESULTS OF KRBL LIMITED FOR THE QUARTER AND FINANCIAL YEAR ENDED 31 MARCH 2023 (₹ in Lacs except as stated otherwise)

Sr. No.	Particulars	Quarter ended		Year ended	
		31-03-2023 (Audited)	31-03-2022 (Audited)	31-03-2023 (Audited)	31-03-2022 (Audited)
1.	Revenue from operations	1,27,973	98,740	5,36,323	4,21,056
2.	Net Profit before Tax (PBT) for the period	15,991	14,724	94,118	61,713
3.	Net Profit after Tax (PAT) for the period	11,798	10,906	70,098	45,940
4.	Total Comprehensive Income for the period (Comprising Profit for the period after tax and other Comprehensive Income after tax)	12,431	10,764	70,477	46,011
5.	Paid-up Equity Share Capital (Face Value per share ₹1/-)	2,354	2,354	2,354	2,354
6.	Other Equity	—	—	4,66,909	4,04,670
7.	Earnings Per Equity Share (Face Value of ₹1/- each)				
	Basic (₹)	5.01	4.63	29.78	19.52
	Diluted (₹)	5.01	4.63	29.78	19.52

## Additional information on Audited Standalone Financial Results (₹ in Lacs)

Particulars	Standalone			
	Quarter ended		Year ended	
	31-03-2023 (Audited)	31-03-2022 (Audited)	31-03-2023 (Audited)	31-03-2022 (Audited)
Revenue from operations	1,27,973	98,740	5,36,323	4,21,056
Profit before tax	15,974	14,715	94,088	61,777
Profit after tax	11,781	10,897	70,068	46,004

FY23  
HIGHEST EVERREVENUE  
Rs. 5,363 CrEBITDA  
Rs. 1,032 CrPAT  
Rs. 701 CrEPS  
Rs. 29.78For and on behalf of Board of Directors of  
KRBL LimitedSd/-  
Anoop Kumar Gupta  
Joint Managing Director  
DIN: 00030160Place: Noida  
Date: 30 May 2023Regd. Office: 5190, Lahori Gate, Delhi-110006  
CIN: L01111DL1993PLC052845, Email: investor@krblindia.com,  
website: www.krblrice.com, Tel.: +91-11-23968328, Fax: +91-11-23968327

## NOTE:


The above is an extract of detailed format of Quarterly/Annual Financial Results filed with the Stock Exchanges under Regulation 33 of the SEBI (Listing Obligations and Disclosure Requirements) Regulations, 2015. The full format of the Quarterly/Annual Financial Results are available on the Stock Exchange websites viz. www.bseindia.com and www.nseindia.com. The same is also available on the Company's website viz. www.krblrice.com under the link investor relations.





BASMATI RICE SE

NO COMPROMISE



WORLD'S NO.1 BASMATI RICE

AGED TO PERFECTION




\*AS PER MORDOR INTELLIGENCE REPORT ON PACKAGED BASMATI RICE MAY/JUNE '22

EXTRACT OF AUDITED CONSOLIDATED FINANCIAL RESULTS OF KRBL LIMITED FOR THE QUARTER AND FINANCIAL YEAR ENDED 31 MARCH 2023 (₹ in Lacs except as stated otherwise)

Sr. No.	Particulars	Quarter ended		Year ended	
		31-03-2023	31-03-2022	31-03-2023	31-03-2022
		(Audited)	(Audited)	(Audited)	(Audited)
1.	Revenue from operations	1,27,973	98,740	5,36,323	4,21,056
2.	Net Profit before Tax (PBT) for the period	15,991	14,724	94,118	61,713
3.	Net Profit after Tax (PAT) for the period	11,798	10,906	70,098	45,940
4.	Total Comprehensive Income for the period (Comprising Profit for the period after tax and other Comprehensive Income after tax)	12,431	10,764	70,477	46,011
5.	Paid-up Equity Share Capital (Face Value per share ₹1/-)	2,354	2,354	2,354	2,354
6.	Other Equity	—	—	4,66,909	4,04,670
7.	Earnings Per Equity Share (Face Value of ₹1/- each)				
	Basic (₹)	5.01	4.63	29.78	19.52
	Diluted (₹)	5.01	4.63	29.78	19.52

Additional information on Audited Standalone Financial Results (₹ in Lacs)

Particulars	Standalone			
	Quarter ended		Year ended	
	31-03-2023	31-03-2022	31-03-2023	31-03-2022
	(Audited)	(Audited)	(Audited)	(Audited)
Revenue from operations	1,27,973	98,740	5,36,323	4,21,056
Profit before tax	15,974	14,715	94,088	61,777
Profit after tax	11,781	10,897	70,068	46,004



For and on behalf of Board of Directors of  
KRBL Limited

Sd/-  
Anoop Kumar Gupta  
Joint Managing Director  
DIN: 00030160

Regd. Office: 5190, Lahori Gate, Delhi-110006  
CIN: L01111DL1993PLC052845, Email: investor@krblindia.com,  
website: www.krbllrice.com, Tel.: +91-11-23968328, Fax: +91-11-23968327

NOTE:

The above is an extract of detailed format of Quarterly/Annual Financial Results filed\*with the Stock Exchanges under Regulation 33 of the SEBI (Listing Obligations and Disclosure Requirements) Regulations, 2015. The full format of the Quarterly/Annual Financial Results are available on the Stock Exchange websites viz. www.bseindia.com and www.nseindia.com. The same is also available on the Company's website viz. www.krbllrice.com under the link investor relations.





BASMATI RICE SE


NO COMPROMISE



WORLD'S LARGEST RICE MILLERS &amp; BASMATI RICE EXPORTERS

WORLD'S NO.1 BASMATI RICE

AGED TO PERFECTION




\*AS PER MORDOR INTELLIGENCE REPORT ON PACKAGED BASMATI RICE MAY JUNE '22

## EXTRACT OF AUDITED CONSOLIDATED FINANCIAL RESULTS OF KRBL LIMITED FOR THE QUARTER AND FINANCIAL YEAR ENDED 31 MARCH 2023 (₹ in Lacs except as stated otherwise)

Sr. No.	Particulars	Quarter ended		Year ended	
		31-03-2023	31-03-2022	31-03-2023	31-03-2022
		(Audited)	(Audited)	(Audited)	(Audited)
1.	Revenue from operations	1,27,973	98,740	5,36,323	4,21,056
2.	Net Profit before Tax (PBT) for the period	15,991	14,724	94,118	61,713
3.	Net Profit after Tax (PAT) for the period	11,798	10,906	70,098	45,940
4.	Total Comprehensive Income for the period (Comprising Profit for the period after tax and other Comprehensive Income after tax)	12,431	10,764	70,477	46,011
5.	Paid-up Equity Share Capital (Face Value per share ₹1/-)	2,354	2,354	2,354	2,354
6.	Other Equity	—	—	4,66,909	4,04,670
7.	Earnings Per Equity Share (Face Value of ₹1/- each)				
	Basic (₹)	5.01	4.63	29.78	19.52
	Diluted (₹)	5.01	4.63	29.78	19.52

## Additional information on Audited Standalone Financial Results (₹ in Lacs)

Particulars	Standalone			
	Quarter ended		Year ended	
	31-03-2023	31-03-2022	31-03-2023	31-03-2022
	(Audited)	(Audited)	(Audited)	(Audited)
Revenue from operations	1,27,973	98,740	5,36,323	4,21,056
Profit before tax	15,974	14,715	94,088	61,777
Profit after tax	11,781	10,897	70,068	46,004



For and on behalf of Board of Directors of KRBL Limited

Sd/-  
Anoop Kumar Gupta  
Joint Managing Director  
DIN: 00030160

Place: Noida  
Date: 30 May 2023

Regd. Office: 5190, Lahori Gate, Delhi-110006  
CIN: L01111DL1993PLC052845, Email: investor@krblindia.com,  
website: www.krblrice.com, Tel.: +91-11-23968328, Fax: +91-11-23968327

## NOTE:

The above is an extract of detailed format of Quarterly/Annual Financial Results filed with the Stock Exchanges under Regulation 33 of the SEBI (Listing Obligations and Disclosure Requirements) Regulations, 2015. The full format of the Quarterly/Annual Financial Results are available on the Stock Exchange websites viz. www.bseindia.com and www.nseindia.com. The same is also available on the Company's website viz. www.krblrice.com under the link investor relations.