


| Shareholding Pattern under Regulation 31 of SEBI (Listing Obligations and Disclosure Requirements) Regulations, 2015 |   |  |
|--|---|--|
| 1  | Name of Listed Entity: <b>KRBL Limited</b>  |  |
| 2  | Scrip Code/Name of Scrip/Class of Security: <b>530813 (BSE)/KRBL (NSE)/Equity</b>   |  |
| 3  | Share Holding Pattern Filed Under: Reg. 31(1)(b)  |  |
|  | a.  | If under 31(1)(b) then indicate the report for Quarter ending: <b>June 30, 2016</b>  |
|  | b.  | If under 31(1)(c) then indicate date of allotment/extinguishment   |
| 4  | Declaration: The Listed entity is required to submit the following declaration to the extent of submission of information:- |  |
|  | Particulars   |  |
|  | 1   | Whether the Listed Entity has issued any partly paid up shares? <b>No</b>  |
|  | 2   | Whether the Listed Entity has issued any Convertible Securities or Warrants? <b>No</b>   |
|  | 3   | Whether the Listed Entity has any shares against which depository receipts are issued? <b>No</b>   |
|  | 4   | Whether the Listed Entity has any shares in locked-in? <b>No</b>   |
|  | 5   | Whether any shares held by promoters are pledge or otherwise encumbered? <b>No</b>   |
|  | *   | If the Listed Entity selects the option 'No' for the questions above, the columns for the partly paid up shares, Outstanding Convertible Securities/Warrants, depository receipts, locked-in shares, No of shares pledged or otherwise encumbered by promoters, as applicable, shall not be displayed at the time of dissemination on the Stock Exchange website. Also wherever there is 'No' declared by Listed Entity in above table the values will be considered 'Zero' by default on submission of the format of holding of specified securities. |



**KRBL Limited**

**Table I: Summary Statement holding of Specified Securities**

| Category     | Category of Shareholder        | Nos. of shareholders | No. of fully paid up equity shares held | No. of Partly paid-up equity shares held | No. of shares underlying Depository Receipts | Total Nos. shares held | Shareholding as a % of total no. of shares (calculated as per SCRR, 1957) | Number of Voting Rights held in each class of securities |             |                  | No. of Shares Underlying Outstanding convertible securities (Including warrants) | Shareholding as a % assuming full conversion of convertible securities (as a percentage of diluted share capital) | Number of Locked in shares |                             | Number of shares pledged or otherwise encumbered | Number of equity shares held in dematerialized form |                             |                             |
|--------------|--------------------------------|----------------------|---|--|--|------------------------|---|--|-------------|------------------|--|---|----------------------------|-----------------------------|--|---|-----------------------------|-----------------------------|
|              |                                |                      |   |  |  |                        |   | Class eg: X  | Class eg: Y | Total            |  |   | No.                        | As a % of total shares held |  |   | No.                         | As a % of total shares held |
| (I)          | (II)                           | (III)                | (IV)                                    | (V)                                      | (VI)   | (VII)= (IV)+(V)+(VI)   | (VIII) As a % of (A+B+C2)   |  |             |                  | (IX)   |   |                            |                             | (X)  | (XI)=(VII)+(X) As a % of (A+B+C2)                   |                             |                             |
|              |                                |                      |   |  |  |                        |   | No. of Voting Rights                                     |             |                  | Total as a % of (A+B+C)  |   |                            | No.                         | As a % of total shares held                      | No.   | As a % of total shares held |                             |
|              |                                |                      |   |  |  |                        |   | Class eg: X  | Class eg: Y | Total            |  |   |                            |                             |  |   |                             |                             |
| (A)          | Promoter & Promoter Group      | 18                   | 138439916                               | 0  | 0  | 138439916              | 58.81   | 138439916  | 0           | 138439916        | 58.81  | 0   | 58.81                      | 0                           | 0  |   |                             | 138439916                   |
| (B)          | Public                         | 17360                | 96949976                                | 0  | 0  | 96949976               | 41.19   | 96949976   | 0           | 96949976         | 41.19  | 0   | 41.19                      | 0                           | 0  | N/A   |                             | 96567500                    |
| (C)          | Non Promoter- Non Public       | 0                    | 0                                       | 0  | 0  | 0                      | 0   | 0  | 0           | 0                | 0  | 0   | 0                          | 0                           | 0  | N/A   |                             | 0                           |
| (C1)         | Shares underlying DRs          | 0                    | 0                                       | 0  | 0  | 0                      | N/A   | 0  | 0           | 0                | 0  | 0   | 0                          | 0                           | 0  | N/A   |                             | 0                           |
| (C2)         | Shares held by Employee Trusts | 0                    | 0                                       | 0  | 0  | 0                      | 0   | 0  | 0           | 0                | 0  | 0   | 0                          | 0                           | 0  | N/A   |                             | 0                           |
| <b>Total</b> |                                | <b>17378</b>         | <b>235389892</b>                        | <b>0</b>                                 | <b>0</b>                                     | <b>235389892</b>       | <b>100.00</b>   | <b>235389892</b>   | <b>0</b>    | <b>235389892</b> | <b>100.00</b>  | <b>0</b>  | <b>100.00</b>              | <b>0</b>                    | <b>0</b>   |   |                             | <b>235007416</b>            |





Table II: Statement showing Shareholding Pattern of the Promoter and Promoter Group

|     | Category & Name of the Shareholders               | PAN         | No. of Shareholder | No. of Fully paid-up Equity Shares held | Partly paid-up Equity Shares held | Nos. of Shares underlying Depository Receipts | Total No. Shares held | Shareholding % calculate as per SCCR, 1957 As a % of (A+B+C2) | Number of Voting Rights held in each class of securities |          |                                     | No. of Shares underlying outstanding convertible securities (Including warrants) | Shareholding, as a % assuming full conversion of convertible securities (as a percentage of diluted share capital) | No. of Locked-in shares          |          | No. of shares pledged or otherwise encumbered | No. of Equity Shares held in dematerialized form |          |                  |
|-----|---|-------------|--------------------|---|-----------------------------------|---|-----------------------|---|--|----------|-------------------------------------|--|--|----------------------------------|----------|---|--|----------|------------------|
|     |   |             |                    |   |                                   |   |                       |   | Class X  | Class Y  | Total                               |  |  | (XII)                            | (XIII)   |   |  |          |                  |
| (I) | (II)  | (III)       | (IV)               | (V)                                     | (VI)                              | (VII)= (IV)+(V)+(VI)                          | (VIII)                | (IX)  |  |          | (X)                                 | (XI)=(VII)+(X) As a % of (A+B+C2)  | (XII)  | (XIII)                           | (XIV)    |   |  |          |                  |
|     |   |             |                    |   |                                   |   |                       | No of Voting Rights   |  |          | Total as a % of Total Voting Rights |  | No. (a) of Total shares held (b)   | No. (a) of Total shares held (b) |          |   |  |          |                  |
|     |   |             |                    |   |                                   |   |                       | Class X   | Class Y  | Total    |                                     |  |  |                                  |          |   |  |          |                  |
| (1) | Indian  |             |                    |   |                                   |   |                       |   |  |          |                                     |  |  |                                  |          |   |  |          |                  |
| (a) | Individuals/ Hindu Undivided Family               |             | 17                 | 110526024                               | 0                                 | 0   | 110526024             | 46.95   | 110526024  | 0        | 110526024                           | 46.95  | 0  | 46.95                            | 0        | 0   | 0  | 0        | 110526024        |
|     | RASHI GUPTA                                       | AMMPG3102H  |                    | 150000                                  | 0                                 | 0   | 150000                | 0.06  | 150000   | 0        | 150000                              | 0.06   | 0  | 0.06                             | 0        | 0   | 0  | 0        | 150000           |
|     | NEHA GUPTA  | AFEPG8964L  |                    | 180000                                  | 0                                 | 0   | 180000                | 0.08  | 180000   | 0        | 180000                              | 0.08   | 0  | 0.08                             | 0        | 0   | 0  | 0        | 180000           |
|     | PRIYANKA MITTAL                                   | AAALPM1934C |                    | 250000                                  | 0                                 | 0   | 250000                | 0.11  | 250000   | 0        | 250000                              | 0.11   | 0  | 0.11                             | 0        | 0   | 0  | 0        | 250000           |
|     | AYUSH GUPTA                                       | ANFPG4151N  |                    | 400000                                  | 0                                 | 0   | 400000                | 0.17  | 400000   | 0        | 400000                              | 0.17   | 0  | 0.17                             | 0        | 0   | 0  | 0        | 400000           |
|     | AKSHAY GUPTA                                      | ANFPG1208C  |                    | 400000                                  | 0                                 | 0   | 400000                | 0.17  | 400000   | 0        | 400000                              | 0.17   | 0  | 0.17                             | 0        | 0   | 0  | 0        | 400000           |
|     | ANIL KUMAR MITTAL, KARTA OF ANIL KUMAR MITTAL HUF | AAAHA6040E  |                    | 3600000                                 | 0                                 | 0   | 3600000               | 1.53  | 3600000  | 0        | 3600000                             | 1.53   | 0  | 1.53                             | 0        | 0   | 0  | 0        | 3600000          |
|     | KUNAL GUPTA                                       | AJJPG9381Q  |                    | 4100000                                 | 0                                 | 0   | 4100000               | 1.74  | 4100000  | 0        | 4100000                             | 1.74   | 0  | 1.74                             | 0        | 0   | 0  | 0        | 4100000          |
|     | ASHISH MITTAL                                     | AEMPM5831P  |                    | 4600000                                 | 0                                 | 0   | 4600000               | 1.95  | 4600000  | 0        | 4600000                             | 1.95   | 0  | 1.95                             | 0        | 0   | 0  | 0        | 4600000          |
|     | ARUN KUMAR GUPTA, KARTA OF ARUN KUMAR GUPTA HUF   | AAAHA6042G  |                    | 4850000                                 | 0                                 | 0   | 4850000               | 2.06  | 4850000  | 0        | 4850000                             | 2.06   | 0  | 2.06                             | 0        | 0   | 0  | 0        | 4850000          |
|     | ANULIKA GUPTA                                     | AAGPG4621B  |                    | 5550000                                 | 0                                 | 0   | 5550000               | 2.36  | 5550000  | 0        | 5550000                             | 2.36   | 0  | 2.36                             | 0        | 0   | 0  | 0        | 5550000          |
|     | BINITA GUPTA                                      | AAFPG4815P  |                    | 6700000                                 | 0                                 | 0   | 6700000               | 2.85  | 6700000  | 0        | 6700000                             | 2.85   | 0  | 2.85                             | 0        | 0   | 0  | 0        | 6700000          |
|     | PREETI MITTAL                                     | AAIPM7844G  |                    | 6900000                                 | 0                                 | 0   | 6900000               | 2.93  | 6900000  | 0        | 6900000                             | 2.93   | 0  | 2.93                             | 0        | 0   | 0  | 0        | 6900000          |
|     | ANIL KUMAR MITTAL, KARTA OF BHAGRATH LAL HUF      | AAAHB1502J  |                    | 7100000                                 | 0                                 | 0   | 7100000               | 3.02  | 7100000  | 0        | 7100000                             | 3.02   | 0  | 3.02                             | 0        | 0   | 0  | 0        | 7100000          |
|     | ANOOP KUMAR GUPTA, KARTA OF ANOOP KUMAR GUPTA HUF | AAAH6041F   |                    | 7300000                                 | 0                                 | 0   | 7300000               | 3.10  | 7300000  | 0        | 7300000                             | 3.10   | 0  | 3.10                             | 0        | 0   | 0  | 0        | 7300000          |
|     | ANIL KUMAR MITTAL                                 | AAALPM8403A |                    | 19123982                                | 0                                 | 0   | 19123982              | 8.12  | 19123982   | 0        | 19123982                            | 8.12   | 0  | 8.12                             | 0        | 0   | 0  | 0        | 19123982         |
|     | ANOOP KUMAR GUPTA                                 | AAHPG6768N  |                    | 19530209                                | 0                                 | 0   | 19530209              | 8.30  | 19530209   | 0        | 19530209                            | 8.30   | 0  | 8.30                             | 0        | 0   | 0  | 0        | 19530209         |
|     | ARUN KUMAR GUPTA                                  | AAHPG0447Q  |                    | 19791833                                | 0                                 | 0   | 19791833              | 8.41  | 19791833   | 0        | 19791833                            | 8.41   | 0  | 8.41                             | 0        | 0   | 0  | 0        | 19791833         |
| (b) | Central Government/ State Government(s)           |             | 0                  | 0                                       | 0                                 | 0   | 0                     | 0.00  | 0  | 0        | 0                                   | 0.00   | 0  | 0.00                             | 0        | 0   | 0  | 0        | 0                |
| (c) | Financial Institutions/ Banks                     |             | 0                  | 0                                       | 0                                 | 0   | 0                     | 0.00  | 0  | 0        | 0                                   | 0.00   | 0  | 0.00                             | 0        | 0   | 0  | 0        | 0                |
| (d) | Any other (Specify)                               |             | 1                  | 27913892                                | 0                                 | 0   | 27913892              | 11.86   | 27913892   | 0        | 27913892                            | 11.86  | 0  | 11.86                            | 0        | 0   | 0  | 0        | 27913892         |
|     | RADHA RAJ ISPAT PRIVATE LIMITED                   | AAACR3275K  |                    | 27913892                                | 0                                 | 0   | 27913892              | 11.86   | 27913892   | 0        | 27913892                            | 11.86  | 0  | 11.86                            | 0        | 0   | 0  | 0        | 27913892         |
|     | <b>Sub-Total (A)(1)</b>                           |             | <b>18</b>          | <b>138439916</b>                        | <b>0</b>                          | <b>0</b>                                      | <b>138439916</b>      | <b>58.81</b>  | <b>138439916</b>   | <b>0</b> | <b>138439916</b>                    | <b>58.81</b>   | <b>0</b>   | <b>58.81</b>                     | <b>0</b> | <b>0</b>                                      | <b>0</b>   | <b>0</b> | <b>138439916</b> |



|   |  |           |                  |          |          |                  |              |                  |          |                  |               |          |              |             |          |          |          |          |                  |
|---|--|-----------|------------------|----------|----------|------------------|--------------|------------------|----------|------------------|---------------|----------|--------------|-------------|----------|----------|----------|----------|------------------|
| (2)   | <b>Foreign</b>   |           |                  |          |          |                  |              |                  |          |                  |               |          |              |             |          |          |          |          |                  |
| (a)   | Individuals (Non-Residents Individuals/<br>Foreign Individuals)            | 0         | 0                | 0        | 0        | 0                | 0            | 0                | 0        | 0                | 0             | 0        | 0            | 0.00        | 0        | 0        | 0        | 0        | 0                |
| (b)   | Government   | 0         | 0                | 0        | 0        | 0                | 0            | 0                | 0        | 0                | 0             | 0        | 0            | 0.00        | 0        | 0        | 0        | 0        | 0                |
| (c)   | Institutions   | 0         | 0                | 0        | 0        | 0                | 0            | 0                | 0        | 0                | 0             | 0        | 0            | 0.00        | 0        | 0        | 0        | 0        | 0                |
| (d)   | Foreign Portfolio Investor   | 0         | 0                | 0        | 0        | 0                | 0            | 0                | 0        | 0                | 0             | 0        | 0            | 0.00        | 0        | 0        | 0        | 0        | 0                |
| (e)   | Any other (Specify)  | 0         | 0                | 0        | 0        | 0                | 0            | 0                | 0        | 0                | 0             | 0        | 0            | 0.00        | 0        | 0        | 0        | 0        | 0                |
|   | <b>Sub-Total (A)(2)</b>  | <b>0</b>  | <b>0</b>         | <b>0</b> | <b>0</b> | <b>0</b>         | <b>0</b>     | <b>0</b>         | <b>0</b> | <b>0</b>         | <b>0</b>      | <b>0</b> | <b>0</b>     | <b>0.00</b> | <b>0</b> | <b>0</b> | <b>0</b> | <b>0</b> | <b>0</b>         |
|   | <b>Total Shareholding of Promoter and Promoter Group (A)=(A)(1)+(A)(2)</b> | <b>18</b> | <b>138439916</b> | <b>0</b> | <b>0</b> | <b>138439916</b> | <b>58.81</b> | <b>138439916</b> | <b>0</b> | <b>138439916</b> | <b>58.813</b> | <b>0</b> | <b>58.81</b> | <b>0</b>    | <b>0</b> | <b>0</b> | <b>0</b> | <b>0</b> | <b>138439916</b> |
| Details of shares which remain unclaimed may be given here alongwith details such as number of shareholders outstanding shares held in demat/unclaimed suspense account, voting rights with are frozen etc. |  |           |                  |          |          |                  |              |                  |          |                  |               |          |              |             |          |          |          |          |                  |
| <b>Note:</b>  |  |           |                  |          |          |                  |              |                  |          |                  |               |          |              |             |          |          |          |          |                  |
| (1) PAN would not be displayed on website of Stock Exchange(s).   |  |           |                  |          |          |                  |              |                  |          |                  |               |          |              |             |          |          |          |          |                  |
| (2) The term "Encumbrance" has the same meaning as assigned under Regulation 28(3) of SEBI (Substantial Acquisition of Shares and Takeovers) Regulations, 2011  |  |           |                  |          |          |                  |              |                  |          |                  |               |          |              |             |          |          |          |          |                  |




Table VII: Statement showing Shareholding Pattern of Public Shareholders

| (I) | Category & Name of the Shareholders   | PAN        | No. of Shareholder | No. of Fully paid-up Equity Shares held | Partly paid-up Equity Shares held | Nos. of Shares underlying Depository Receipts | Total No. Shares held | Shareholding % calculate as per SCCR, 1957 As a % of (A+B+C2) | Number of Voting Rights held in each class of securities |          |                 | No. of Shares underlying outstanding convertible securities (including warrants) | Shareholding, as a % assuming full conversion of convertible securities (as a percentage of diluted share capital) | No. of Locked-in shares |                                 | No. of shares pledged or otherwise encumbered |                                 | No. of Equity Shares held in dematerialized form |                 |
|-----|---|------------|--------------------|---|-----------------------------------|---|-----------------------|---|--|----------|-----------------|--|--|-------------------------|---------------------------------|---|---------------------------------|--|-----------------|
|     |   |            |                    |   |                                   |   |                       |   | (IX)   |          |                 |  |  | (XII)                   |                                 | (XIII)  |                                 |  |                 |
|     |   |            |                    |   |                                   |   |                       |   | No of Voting Rights                                      |          |                 |  |  | No. (a)                 | As a % of Total shares held (b) | No. (a)                                       | As a % of Total shares held (b) |  |                 |
| (1) | Institutions  | (II)       | (III)              | (IV)                                    | (V)                               | (VI)  | (VII)= (IV)+(V)+(VI)  | (VIII)  | Class X  | Class Y  | Total           | (X)  | (XI)=(VII)+(X) As a % of (A+B+C2)  | (a)                     | As a % of Total shares held (b) | (a)   | As a % of Total shares held (b) | (XIV)  |                 |
|     |   |            |                    |   |                                   |   |                       |   | Total as a % of Total Voting Rights                      |          |                 |  |  |                         |                                 |   |                                 |  |                 |
| (a) | Mutual Funds  |            | 3                  | 65562                                   | 0                                 | 0   | 65562                 | 0.03  | 65562  | 0        | 65562           | 0.03   | 0  | 0.03                    | 0                               | 0   | 0                               | 0  | 62562           |
| (b) | Venture Capital Funds   |            | 0                  | 0                                       | 0                                 | 0   | 0                     | 0.00  | 0  | 0        | 0               | 0.00   | 0  | 0.00                    | 0                               | 0   | 0                               | 0  | 0               |
| (c) | Alternate Investment Funds  |            | 0                  | 0                                       | 0                                 | 0   | 0                     | 0.00  | 0  | 0        | 0               | 0.00   | 0  | 0.00                    | 0                               | 0   | 0                               | 0  | 0               |
| (d) | Foreign Venture Capital Investors   |            | 0                  | 0                                       | 0                                 | 0   | 0                     | 0.00  | 0  | 0        | 0               | 0.00   | 0  | 0.00                    | 0                               | 0   | 0                               | 0  | 0               |
| (e) | Foreign Portfolio Investor  |            | 52                 | 14091592                                | 0                                 | 0   | 14091592              | 5.99  | 14091592   | 0        | 14091592        | 5.99   | 0  | 5.99                    | 0                               | 0   | 0                               | 0  | 14091592        |
|     | Quant Foreign Value Small Cap Fund  | AAATQ0164D |                    | 2414500                                 | 0                                 | 0   | 2414500               | 1.03  | 2414500  | 0        | 2414500         | 1.03   | 0  | 1.03                    | 0                               | 0   | 0                               | 0  | 2414500         |
|     | Kotak Mahindra (International) Limited  | AABCK7799G |                    | 5761986                                 | 0                                 | 0   | 5761986               | 2.45  | 5761986  | 0        | 5761986         | 2.45   | 0  | 2.45                    | 0                               | 0   | 0                               | 0  | 5761986         |
| (f) | Financial Institutions/ Banks   |            | 2                  | 32230                                   | 0                                 | 0   | 32230                 | 0.01  | 32230  | 0        | 32230           | 0.01   | 0  | 0.01                    | 0                               | 0   | 0                               | 0  | 32230           |
| (d) | Insurance Companies   |            | 0                  | 0                                       | 0                                 | 0   | 0                     | 0.00  | 0  | 0        | 0               | 0.00   | 0  | 0.00                    | 0                               | 0   | 0                               | 0  | 0               |
| (d) | Provident Funds/ Pension Funds  |            | 0                  | 0                                       | 0                                 | 0   | 0                     | 0.00  | 0  | 0        | 0               | 0.00   | 0  | 0.00                    | 0                               | 0   | 0                               | 0  | 0               |
| (c) | Any other (Specify)   |            | 27                 | 2991232                                 | 0                                 | 0   | 2991232               | 1.27  | 2991232  | 0        | 2991232         | 1.27   | 0  | 1.27                    | 0                               | 0   | 0                               | 0  | 2991232         |
|     | Foreign Institutional Investors   |            |                    | 2991232                                 | 0                                 | 0   | 2991232               | 1.27  | 2991232  | 0        | 2991232         | 1.27   | 0  | 1.27                    | 0                               | 0   | 0                               | 0  | 2991232         |
|     | <b>Sub-Total (B)(1)</b>   |            | <b>84</b>          | <b>17180616</b>                         | <b>0</b>                          | <b>0</b>                                      | <b>17180616</b>       | <b>7.30</b>   | <b>17180616</b>  | <b>0</b> | <b>17180616</b> | <b>7.30</b>  | <b>0</b>   | <b>7.29</b>             | <b>0</b>                        | <b>0</b>                                      | <b>0</b>                        | <b>0</b>   | <b>17177616</b> |
| (2) | Central Government/ State Government(s)/ President of India                         |            | 1                  | 20                                      | 0                                 | 0   | 20                    | 0.00  | 20   | 0        | 20              | 0.00   | 0  | 0.00                    | 0                               | 0   | 0                               | 0  | 20              |
|     | <b>Sub-Total (B)(2)</b>   |            | <b>1</b>           | <b>20</b>                               | <b>0</b>                          | <b>0</b>                                      | <b>20</b>             | <b>0.00</b>   | <b>20</b>  | <b>0</b> | <b>20</b>       | <b>0.00</b>  | <b>0</b>   | <b>0.00</b>             | <b>0</b>                        | <b>0</b>                                      | <b>0</b>                        | <b>0</b>   | <b>20</b>       |
| (3) | <b>Non-Institutions</b>   |            |                    |   |                                   |   |                       |   |  |          |                 |  |  |                         |                                 |   |                                 |  |                 |
| (a) | Individuals-  |            |                    |   |                                   |   |                       |   |  |          |                 |  |  |                         |                                 |   |                                 |  |                 |
|     | i. Individuals Shareholders holding nominal share capital upto Rs. 2 Lakhs          |            | 15884              | 15815360                                | 0                                 | 0   | 15815360              | 6.72  | 15815360   | 0        | 15815360        | 6.72   | 0  | 6.72                    | 0                               | 0   | 0                               | 0  | 15448884        |
|     | ii. Individuals Shareholders holding nominal share capital in excess of Rs. 2 Lakhs |            | 17                 | 19938111                                | 0                                 | 0   | 19938111              | 8.47  | 19938111   | 0        | 19938111        | 8.47   | 0  | 8.47                    | 0                               | 0   | 0                               | 0  | 19938111        |
|     | Seema Goel  | AHAPG8015A |                    | 2520000                                 | 0                                 | 0   | 2520000               | 1.07  | 2520000  | 0        | 2520000         | 1.07   | 0  | 1.07                    | 0                               | 0   | 0                               | 0  | 2520000         |
|     | Som Nath Aggarwal   | AAKPA9546M |                    | 3729412                                 | 0                                 | 0   | 3729412               | 1.58  | 3729412  | 0        | 3729412         | 1.58   | 0  | 1.58                    | 0                               | 0   | 0                               | 0  | 3729412         |
|     | Anil Kumar Goel   | AAJPG2552Q |                    | 8837000                                 | 0                                 | 0   | 8837000               | 3.75  | 8837000  | 0        | 8837000         | 3.75   | 0  | 3.75                    | 0                               | 0   | 0                               | 0  | 8837000         |
| (b) | NBFCs registered with RBI   |            | 4                  | 29050                                   | 0                                 | 0   | 29050                 | 0.01  | 29050  | 0        | 29050           | 0.01   | 0  | 0.01                    | 0                               | 0   | 0                               | 0  | 29050           |
| (c) | Employee Trusts   |            | 0                  | 0                                       | 0                                 | 0   | 0                     | 0.00  | 0  | 0        | 0               | 0.00   | 0  | 0.00                    | 0                               | 0   | 0                               | 0  | 0               |
| (d) | Overseas Depositories (Holding DRs) (Balancing Figures)                             |            | 0                  | 0                                       | 0                                 | 0   | 0                     | 0.00  | 0  | 0        | 0               | 0.00   | 0  | 0.00                    | 0                               | 0   | 0                               | 0  | 0               |
| (e) | Any other (Specify)   |            | 1370               | 43986819                                | 0                                 | 0   | 43986819              | 18.69   | 43986819   | 0        | 43986819        | 18.69  | 0  | 34.79                   | 0                               | 0   | 0                               | 0  | 43973819        |
|     | Body Corporate  |            | 432                | 3464091                                 | 0                                 | 0   | 3464091               | 1.47  | 3464091  | 0        | 3464091         | 1.47   | 0  | 1.47                    | 0                               | 0   | 0                               | 0  | 3451091         |
|     | Limited Liability Partnership   |            | 4                  | 24686                                   | 0                                 | 0   | 24686                 | 0.01  | 24686  | 0        | 24686           | 0.01   | 0  | 0.01                    | 0                               | 0   | 0                               | 0  | 24686           |
|     | Clearing Member   |            | 77                 | 47734                                   | 0                                 | 0   | 47734                 | 0.02  | 47734  | 0        | 47734           | 0.02   | 0  | 0.02                    | 0                               | 0   | 0                               | 0  | 47734           |
|     | Foreign Nationals   |            | 5                  | 16101175                                | 0                                 | 0   | 16101175              | 6.84  | 16101175   | 0        | 16101175        | 6.84   | 0  | 6.84                    | 0                               | 0   | 0                               | 0  | 16101175        |
|     | Abdulla Ali Obeid Balsharaf   | ASNPB3891K |                    | 7500000                                 | 0                                 | 0   | 7500000               | 3.19  | 7500000  | 0        | 7500000         | 3.19   | 0  | 3.19                    | 0                               | 0   | 0                               | 0  | 7500000         |
|     | Omar Ali Obeid Balsharaf  | ASNPB3809K |                    | 7500000                                 | 0                                 | 0   | 7500000               | 3.19  | 7500000  | 0        | 7500000         | 3.19   | 0  | 3.19                    | 0                               | 0   | 0                               | 0  | 7500000         |
|     | Foreign Body Corporate  |            | 1                  | 22900000                                | 0                                 | 0   | 22900000              | 9.73  | 22900000   | 0        | 22900000        | 9.73   | 0  | 9.73                    | 0                               | 0   | 0                               | 0  | 22900000        |
|     | Reliance Commodities DMCC   | AADCR515SR |                    | 22900000                                | 0                                 | 0   | 22900000              | 9.73  | 22900000   | 0        | 22900000        | 9.73   | 0  | 9.73                    | 0                               | 0   | 0                               | 0  | 22900000        |
|     | Hindu Undivided Family/Association of Persons                                       |            | 311                | 501475                                  | 0                                 | 0   | 501475                | 0.21  | 501475   | 0        | 501475          | 0.21   | 0  | 0.21                    | 0                               | 0   | 0                               | 0  | 501475          |
|     | Trust   |            | 1                  | 1500                                    | 0                                 | 0   | 1500                  | 0.00  | 1500   | 0        | 1500            | 0.00   | 0  | 0.00                    | 0                               | 0   | 0                               | 0  | 1500            |
|     | Non Resident Indian - Non Repatriable   |            | 130                | 272972                                  | 0                                 | 0   | 272972                | 0.12  | 272972   | 0        | 272972          | 0.12   | 0  | 0.12                    | 0                               | 0   | 0                               | 0  | 272972          |
|     | Non Resident Indian - Repatriable   |            | 409                | 673186                                  | 0                                 | 0   | 673186                | 0.29  | 673186   | 0        | 673186          | 0.29   | 0  | 0.29                    | 0                               | 0   | 0                               | 0  | 673186          |
|     | <b>Sub-Total (B)(3)</b>   |            | <b>17275</b>       | <b>79769340</b>                         | <b>0</b>                          | <b>0</b>                                      | <b>79769340</b>       | <b>33.89</b>  | <b>79769340</b>  | <b>0</b> | <b>79769340</b> | <b>33.89</b>   | <b>0</b>   | <b>49.98</b>            | <b>0</b>                        | <b>0</b>                                      | <b>0</b>                        | <b>0</b>   | <b>79389864</b> |
|     | <b>Total Public Shareholding (B)=(B)(1)+(B)(2)+(B)(3)</b>                           |            | <b>17360</b>       | <b>96949976</b>                         | <b>0</b>                          | <b>0</b>                                      | <b>96949976</b>       | <b>41.19</b>  | <b>96949976</b>  | <b>0</b> | <b>96949976</b> | <b>41.19</b>   | <b>0</b>   | <b>0.00</b>             | <b>0</b>                        | <b>0</b>                                      | <b>0</b>                        | <b>0</b>   | <b>96567500</b> |




Table IV: Statement showing Shareholding Pattern of Non Promoter-Non Public Shareholder

|            | Category & Name of the Shareholders   | PAN      | No. of Shareholder | No. of Fully paid-up Equity Shares held | Partly paid-up Equity Shares held | Nos. of Shares underlying Depository Receipts | Total No. Shares held | Shareholding % calculate as per SCCR, 1957 As a % of (A+B+C2) | Number of Voting Rights held in each class of securities |          |          | No. of Shares underlying outstanding convertible securities (including warrants) | Total Shareholding, as a % assuming full conversion of convertible securities (as a percentage of diluted share capital) | No. of Locked-in shares |                                 | No. of shares pledge or otherwise encumbered |                                 | No. of Equity Shares held in dematerialized form |
|------------|---|----------|--------------------|---|-----------------------------------|---|-----------------------|---|--|----------|----------|--|--|-------------------------|---------------------------------|--|---------------------------------|--|
|            |   |          |                    |   |                                   |   |                       |   | Class X  | Class Y  | Total    |  |  | No. (a)                 | As a % of Total shares held (b) | No. (a)                                      | As a % of Total shares held (b) |  |
|            | (I)   | (II)     | (III)              | (IV)                                    | (V)                               | (VI)  | (VII)=(IV)+(V)+(VI)   | (VIII)  | (IX)   |          |          | (X)  | (XI)=(VII)+(X) As a % of (A+B+C2)  | (XII)                   |                                 | (XIII)                                       |                                 | (XIV)  |
|            |   |          |                    |   |                                   |   |                       |   | No of Voting Rights                                      |          |          |  |  | No. (a)                 | As a % of Total shares held (b) | No. (a)                                      | As a % of Total shares held (b) |  |
|            |   |          |                    |   |                                   |   |                       |   | Class X  | Class Y  | Total    |  |  |                         |                                 |  |                                 |  |
| <b>(1)</b> | <b>Custodian/DR Holder</b>  |          |                    |   |                                   |   |                       |   |  |          |          |  |  |                         |                                 |  |                                 |  |
| (a)        | Name of DR Holder (if available)  | 0        | 0                  | 0                                       | 0                                 | 0   | 0                     | 0   | 0  | 0        | 0        | 0  | 0  | 0                       | 0                               | 0  | 0                               | 0  |
|            | <b>Sub-Total (C)(1)</b>   | <b>0</b> | <b>0</b>           | <b>0</b>                                | <b>0</b>                          | <b>0</b>                                      | <b>0</b>              | <b>0</b>  | <b>0</b>   | <b>0</b> | <b>0</b> | <b>0</b>   | <b>0</b>   | <b>0</b>                | <b>0</b>                        | <b>0</b>                                     | <b>0</b>                        | <b>0</b>   |
| <b>(2)</b> | <b>Employee Benefit Trust (Under SEBI (Share based Employee Benefit) Regulations, 2014)</b> |          |                    |   |                                   |   |                       |   |  |          |          |  |  |                         |                                 |  |                                 |  |
| (a)        | Name  | 0        | 0                  | 0                                       | 0                                 | 0   | 0                     | 0   | 0  | 0        | 0        | 0  | 0  | 0                       | 0                               | 0  | 0                               | 0  |
|            | <b>Sub-Total (C)(2)</b>   | <b>0</b> | <b>0</b>           | <b>0</b>                                | <b>0</b>                          | <b>0</b>                                      | <b>0</b>              | <b>0</b>  | <b>0</b>   | <b>0</b> | <b>0</b> | <b>0</b>   | <b>0</b>   | <b>0</b>                | <b>0</b>                        | <b>0</b>                                     | <b>0</b>                        | <b>0</b>   |
|            | <b>Total Non Promoter-Non Public Shareholding (C)=(C)(1)+(C)(2)</b>                         | <b>0</b> | <b>0</b>           | <b>0</b>                                | <b>0</b>                          | <b>0</b>                                      | <b>0</b>              | <b>0</b>  | <b>0</b>   | <b>0</b> | <b>0</b> | <b>0</b>   | <b>0</b>   | <b>0</b>                | <b>0</b>                        | <b>0</b>                                     | <b>0</b>                        | <b>0</b>   |

Note:

(1) PAN would not be displayed on website of Stock Exchange(s)

(2) The above format needs to be disclosed along with the name of following persons: Institutions/Non-Institutions holding more than 1% of total number of shares.

(3) W.r.t. the information pertaining to Depository Receipts, the same may be disclosed in the respective columns to the extent information available and the balance to be disclosed as held by custodian.

