


Shareholding Pattern under Regulation 31 of SEBI (Listing Obligations and Disclosure Requirements) Regulations, 2015		
1	Name of Listed Entity: KRBL Limited	
2	Scrip Code/Name of Scrip/Class of Security: 530813 (BSE)/KRBL (NSE)/Equity	
3	Share Holding Pattern Filed Under: Reg. 31(1)(b)	
	a.	If under 31(1)(b) then indicate the report for Quarter ending: March 31, 2017
	b.	If under 31(1)(c) then indicate date of allotment/extinguishment
4	Declaration: The Listed entity is required to submit the following declaration to the extent of submission of information:-	
	Particulars	
	1	Whether the Listed Entity has issued any partly paid up shares? No
	2	Whether the Listed Entity has issued any Convertible Securities or Warrants? No
	3	Whether the Listed Entity has any shares against which depository receipts are issued? No
	4	Whether the Listed Entity has any shares in locked-in? No
	5	Whether any shares held by promoters are pledge or otherwise encumbered? No
	*	If the Listed Entity selects the option 'No' for the questions above, the columns for the partly paid up shares, Outstanding Convertible Securities/Warrants, depository receipts, locked-in shares, No of shares pledged or otherwise encumbered by promoters, as applicable, shall not be displayed at the time of dissemination on the Stock Exchange website. Also wherever there is 'No' declared by Listed Entity in above table the values will be considered 'Zero' by default on submission of the format of holding of specified securities.



KRBL Limited

Table I: Summary Statement holding of Specified Securities

Category	Category of Shareholder	Nos. of shareholders	No. of fully paid up equity shares held	No. of Partly paid-up equity shares held	No. of shares underlying Depository Receipts	Total Nos. shares held	Shareholding as a % of total no. of shares (calculated as per SCRR, 1957)	Number of Voting Rights held in each class of securities			No. of Shares Underlying Outstanding convertible securities (Including warrants)	Shareholding as a % assuming full conversion of convertible securities (as a percentage of diluted share capital)	Number of Locked in shares		Number of shares pledged or otherwise encumbered	Number of equity shares held in dematerialized form	
								No. of Voting Rights		Total as a % of (A+B+C)			No.	As a % of total shares held			No.
(I)	(II)	(III)	(IV)	(V)	(VI)	(VII)=(IV)+(V)+(VI)	(VIII) As a % of (A+B+C2)	(IX)			(X)	(XI)=(VII)+(X) As a % of (A+B+C2)	(XII)	(XIII)	(XIV)		
								Class eg: X	Class eg: Y	Total			No.	As a % of total shares held	No.	As a % of total shares held	
(A)	Promoter & Promoter Group	19	138439916	0	0	138439916	58.81	138439916	0	138439916	58.81	0	58.81	0	0		138439916
(B)	Public	20145	96949976	0	0	96949976	41.19	96949976	0	96949976	41.19	0	41.19	0	0		96602254
(C)	Non Promoter- Non Public	0	0	0	0	0	0	0	0	0	0	0	0	0	0		0
(C1)	Shares underlying DRs	0	0	0	0	0	N/A	0	0	0	0	0	0	0	0		0
(C2)	Shares held by Employee Trusts	0	0	0	0	0	0	0	0	0	0	0	0	0	0		0
	Total	20164	235389892	0	0	235389892	100.00	235389892	0	235389892	100.00	0	100.00	0	0		235042170


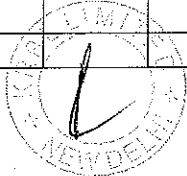


Table II: Statement showing Shareholding Pattern of the Promoter and Promoter Group

	Category & Name of the Shareholders	PAN	No. of Shareholder	No. of Fully paid-up Equity Shares held	Partly paid-up Equity Shares held	Nos. of Shares underlying Depository Receipts	Total No. Shares held	Shareholding % calculate as per SCCR, 1957 As a % of (A+B+C2)	Number of Voting Rights held in each class of securities			No. of Shares underlying convertible securities (including warrants)	Shareholding, as a % assuming full conversion of convertible securities (as a percentage of diluted share capital)	No. of Locked-in shares		No. of shares pledge or otherwise encumbered		No. of Equity Shares held in dematerialized form
									Class X	Class Y	Total			No. (a)	As a % of Total shares held (b)	No. (a)	As a % of Total shares held (b)	
	(I)	(II)	(III)	(IV)	(V)	(VI)	(VII)=(IV)+(V)+(VI)	(VIII)	(IX)			(X)	(XI)=(VII)+(X) As a % of (A+B+C2)	(XII)		(XIII)		(XIV)
									No of Voting Rights					No. (a)	As a % of Total shares held (b)	No. (a)	As a % of Total shares held (b)	
									Class X	Class Y	Total							
(1)	Indian																	
(a)	Individuals/ Hindu Undivided Family		19	138439916	0	0	138439916	58.81	138439916	0	138439916	58.81	58.81	0	0	0	0	138439916
	ANOO KUMAR GUPTA	AAHPG6788N		100	0	0	100	0.00	100	0	100	0.00	0.00	0	0	0	0	100
	ARUN KUMAR GUPTA	AAHPG0447Q		100	0	0	100	0.00	100	0	100	0.00	0.00	0	0	0	0	100
	NEHA GUPTA	AFEPG8964L		100	0	0	100	0.00	100	0	100	0.00	0.00	0	0	0	0	100
	RASHI GUPTA	AMMPG3102H		100	0	0	100	0.00	100	0	100	0.00	0.00	0	0	0	0	100
	AYUSH GUPTA	ANFPG4151N		100	0	0	100	0.00	100	0	100	0.00	0.00	0	0	0	0	100
	AKSHAY GUPTA	ANFPG1208C		100	0	0	100	0.00	100	0	100	0.00	0.00	0	0	0	0	100
	KUNAL GUPTA	AJIPG9381Q		100	0	0	100	0.00	100	0	100	0.00	0.00	0	0	0	0	100
	ANOO KUMAR GUPTA FAMILY TRUST	AAFTA5145F		100	0	0	100	0.00	100	0	100	0.00	0.00	0	0	0	0	100
	ANIL MITTAL FAMILY TRUST	AAFTA5146G		100	0	0	100	0.00	100	0	100	0.00	0.00	0	0	0	0	100
	ARUN KUMAR GUPTA FAMILY TRUST	AAFTA6022K		100	0	0	100	0.00	100	0	100	0.00	0.00	0	0	0	0	100
	PRIYANKA MITTAL	AALPM1934C		250000	0	0	250000	0.11	250000	0	250000	0.11	0.11	0	0	0	0	250000
	ANIL KUMAR MITTAL, KARTA OF ANIL KUMAR MITTAL HUF	AAAH6040E		3599900	0	0	3599900	1.53	3599900	0	3599900	1.53	1.53	0	0	0	0	3599900
	ASHISH MITTAL	AEPMPS831P		4600000	0	0	4600000	1.95	4600000	0	4600000	1.95	1.95	0	0	0	0	4600000
	ARUN KUMAR GUPTA, KARTA OF ARUN KUMAR GUPTA HUF	AAAH6042G		4849900	0	0	4849900	2.06	4849900	0	4849900	2.06	2.06	0	0	0	0	4849900
	PREETI MITTAL	AAIPM7844G		16205515	0	0	16205515	6.88	16205515	0	16205515	6.88	6.88	0	0	0	0	16205515
	ANOO KUMAR GUPTA, KARTA OF ANOO KUMAR GUPTA HUF	AAAH6041F		7299900	0	0	7299900	3.10	7299900	0	7299900	3.10	3.10	0	0	0	0	7299900
	ANIL KUMAR MITTAL	AALPM8403A		21490649	0	0	21490649	9.13	21490649	0	21490649	9.13	9.13	0	0	0	0	21490649
	BINITA GUPTA	AAFPG4816P		38849338	0	0	38849338	16.50	38849338	0	38849338	16.50	16.50	0	0	0	0	38849338
	ANULIKA GUPTA	AAGPG4621B		41293714	0	0	41293714	17.54	41293714	0	41293714	17.54	17.54	0	0	0	0	41293714
(b)	Central Government/ State Government(s)		0	0	0	0	0	0.00	0	0	0	0.00	0.00	0	0	0	0	0
(c)	Financial Institutions/ Banks		0	0	0	0	0	0.00	0	0	0	0.00	0.00	0	0	0	0	0
(d)	Any other (Specify)		0	0	0	0	0	0.00	0	0	0	0.00	0.00	0	0	0	0	0
	Sub-Total (A)(1)		19	138439916	0	0	138439916	58.81	138439916	0	138439916	58.81	58.81	0	0	0	0	138439916



(2)	Foreign																		
(a)	Individuals (Non-Residents Individuals/ Foreign Individuals)		0	0	0	0	0	0	0	0	0	0	0	0.00	0	0	0	0	0
(b)	Government		0	0	0	0	0	0	0	0	0	0	0	0.00	0	0	0	0	0
(c)	Institutions		0	0	0	0	0	0	0	0	0	0	0	0.00	0	0	0	0	0
(d)	Foreign Portfolio Investor		0	0	0	0	0	0	0	0	0	0	0	0.00	0	0	0	0	0
(e)	Any other (Specify)		0	0	0	0	0	0	0	0	0	0	0	0.00	0	0	0	0	0
	Sub-Total (A)(2)		0	0	0	0	0	0	0	0	0	0	0	0.00	0	0	0	0	0
	Total Shareholding of Promoter and Promoter Group (A)=(A)(1)+(A)(2)		19	138439916	0	0	138439916	58.81	138439916	0	138439916	58.81	0	58.81	0	0	0	0	138439916

Details of shares which remain unclaimed may be given here alongwith details such as number of shareholders outstanding shares held in demat/unclaimed suspense account, voting rights with are frozen etc.

Note:

(1) PAN would not be displayed on website of Stock Exchange(s).

(2) The term "Encumbrance" has the same meaning as assigned under Regulation 28(3) of SEBI (Substantial Acquisition of Shares and Takeovers) Regulations, 2011



KRBL Limited

Table III: Statement showing Shareholding Pattern of Public Shareholders

	Category & Name of the Shareholders	PAN	No. of Shareholder	No. of Fully paid-up Equity Shares held	Partly paid-up Equity Shares held	Nos. of Shares underlying Depository Receipts	Total No. Shares held	Shareholding % calculate as per SCCR, 1957 As a % of (A+B+C2)	Number of Voting Rights held in each class of securities			No. of Shares underlying convertible securities (including warrants)	Shareholding, as a % assuming full conversion of convertible securities (as a percentage of diluted share capital)	No. of Locked-in shares		No. of shares pledge or otherwise encumbered		No. of Equity Shares held in dematerialized form		
									(IX)					(X)	(XI)=(VII)+(X) As a % of (A+B+C2)	(XII)			(XIII)	
									Class X	Class Y	Total					No. (a)	As a % of Total shares held (b)		No. (a)	As a % of Total shares held (b)
							(VII)=(IV)+(V)+(VI)	(VIII)	No of Voting Rights			Total as a % of Total Voting Rights								
									Class X	Class Y	Total			No. (a)	As a % of Total shares held (b)	No. (a)	As a % of Total shares held (b)			
(1)	Institutions																			
(a)	Mutual Funds		2	103000	0	0	103000	0.04	103000	0	103000	0.04	0	0.05	0	0	0	0	100000	
(b)	Venture Capital Funds		0	0	0	0	0	0.00	0	0	0	0.00	0	0.00	0	0	0	0	0	
(c)	Alternate Investment Funds		1	168764	0	0	168764	0.07	168764	0	168764	0.07	0	0.09	0	0	0	0	168764	
(d)	Foreign Venture Capital Investors		0	0	0	0	0	0.00	0	0	0	0.00	0	0.00	0	0	0	0	0	
(e)	Foreign Portfolio Investor		68	14161130	0	0	14161130	6.02	14161130	0	14161130	6.02	0	6.02	0	0	0	0	14161130	
	Kotak Mahindra (International) Limited	AABCK7779G		6199270	0	0	6199270	2.63	6199270	0	6199270	2.63	0	2.63	0	0	0	0	6199270	
(f)	Financial Institutions/ Banks		2	47181	0	0	47181	0.02	47181	0	47181	0.02	0	0.02	0	0	0	0	47181	
(d)	Insurance Companies		0	0	0	0	0	0.00	0	0	0	0.00	0	0.00	0	0	0	0	0	
(d)	Provident Funds/ Pension Funds		0	0	0	0	0	0.00	0	0	0	0.00	0	0.00	0	0	0	0	0	
(c)	Any other (Specify)		7	1469974	0	0	1469974	0.62	1469974	0	1469974	0.62	0	0.62	0	0	0	0	1469974	
	Foreign Institutional Investors			1469974	0	0	1469974	0.62	1469974	0	1469974	0.62	0	0.62	0	0	0	0	1469974	
	Sub-Total (B)(1)		80	15950049	0	0	15950049	6.78	15950049	0	15950049	6.78	0	6.79	0	0	0	0	15947049	
(2)	Central Government/ State Government(s)/ President of India		1	20	0	0	20	0.00	20	0	20	0.00	0	0.00	0	0	0	0	20	
	Sub-Total (B)(2)		1	20	0	0	20	0.00	20	0	20	0.00	0	0.00	0	0	0	0	20	
(3)	Non-Institutions																			
(a)	Individuals-																			
	I. Individuals Shareholders holding nominal share capital upto Rs. 2 Lakhs		17976	16629705	0	0	16629705	7.06	16629705	0	16629705	7.06	0	7.06	0	0	0	0	16297983	
	II. Individuals Shareholders holding nominal share capital in excess of Rs. 2 Lakhs		16	19324418	0	0	19324418	8.21	19324418	0	19324418	8.21	0	8.21	0	0	0	0	19324418	
	Seema Goel	AHAPG8015A		2577813	0	0	2577813	1.10	2577813	0	2577813	1.10	0	1.10	0	0	0	0	2577813	
	Som Nath Aggarwal	AAKPA9546M		3729412	0	0	3729412	1.58	3729412	0	3729412	1.58	0	1.58	0	0	0	0	3729412	
	Anil Kumar Goel	AAJPG2552Q		9225022	0	0	9225022	3.92	9225022	0	9225022	3.92	0	3.92	0	0	0	0	9225022	
(b)	NBFCs registered with RBI		3	22750	0	0	22750	0.01	22750	0	22750	0.01	0	0.01	0	0	0	0	22750	
(c)	Employee Trusts		0	0	0	0	0	0.00	0	0	0	0.00	0	0.00	0	0	0	0	0	
(d)	Overseas Depositories (Holding DRs) (Balancing Figures)		0	0	0	0	0	0.00	0	0	0	0.00	0	0.00	0	0	0	0	0	
(e)	Any other (Specify)		2069	45023034	0	0	45023034	19.13	45023034	0	45023034	19.13	0	35.23	0	0	0	0	45010034	
	Body Corporate		507	1908885	0	0	1908885	0.81	1908885	0	1908885	0.81	0	0.81	0	0	0	0	1895885	
	Limited Liability Partnership		19	1176667	0	0	1176667	0.50	1176667	0	1176667	0.50	0	0.50	0	0	0	0	1176667	
	Clearing Member		105	178871	0	0	178871	0.08	178871	0	178871	0.08	0	0.08	0	0	0	0	178871	
	Foreign Nationals		6	16105065	0	0	16105065	6.84	16105065	0	16105065	6.84	0	6.84	0	0	0	0	16105065	
	Abdulla Ali Obeid Balsharaf	ASNPB3891K		7500000	0	0	7500000	3.19	7500000	0	7500000	3.19	0	3.19	0	0	0	0	7500000	
	Omar Ali Obeid Balsharaf	ASNPB3809K		7500000	0	0	7500000	3.19	7500000	0	7500000	3.19	0	3.19	0	0	0	0	7500000	
	Foreign Body Corporate		1	22900000	0	0	22900000	9.73	22900000	0	22900000	9.73	0	9.73	0	0	0	0	22900000	
	Reliance Commodities DMCC	AADCR5155R		22900000	0	0	22900000	9.73	22900000	0	22900000	9.73	0	9.73	0	0	0	0	22900000	
	Hindu Undivided Family/Association of Persons		352	557169	0	0	557169	0.24	557169	0	557169	0.24	0	0.24	0	0	0	0	557169	
	Trust		2	7490	0	0	7490	0.00	7490	0	7490	0.00	0	0.00	0	0	0	0	7490	
	Non Resident Indian - Non Repatriable		267	959840	0	0	959840	0.41	959840	0	959840	0.41	0	0.41	0	0	0	0	959840	
	Non Resident Indian - Repatriable		810	1229047	0	0	1229047	0.52	1229047	0	1229047	0.52	0	0.52	0	0	0	0	1229047	
	Sub-Total (B)(3)		20064	80999907	0	0	80999907	34.41	80999907	0	80999907	34.41	0	50.50	0	0	0	0	80655185	
	Total Public Shareholding (B)=(B)(1)+(B)(2)+(B)(3)		20145	96949976	0	0	96949976	41.19	96949976	0	96949976	41.19	0	0.00	0	0	0	0	96602254	

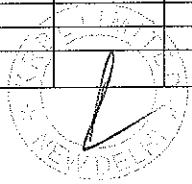


Table IV: Statement showing Shareholding Pattern of Non Promoter-Non Public Shareholder

	Category & Name of the Shareholders	PAN	No. of Shareholder	No. of Fully paid-up Equity Shares held	Partly paid-up Equity Shares held	Nos. of Shares underlying Depository Receipts	Total No. Shares held	Shareholding % calculate as per SCCR, 1957 As a % of (A+B+C2)	Number of Voting Rights held in each class of securities			No. of Shares underlying outstanding convertible securities (Including warrants)	Total Shareholding, as a % assuming full conversion of convertible securities (as a percentage of diluted share capital)	No. of Locked-in shares		No. of shares pledge or otherwise encumbered		No. of Equity Shares held in dematerialized form
									(I)	(II)	(III)			(IV)	(V)	(VI)	(VII)= (IV)+(V)+(VI)	
									No of Voting Rights					No. (a)	As a % of Total shares held (b)	No. (a)	As a % of Total shares held (b)	
									Class X	Class Y	Total							
(1)	Custodian/DR Holder																	
(a)	Name of DR Holder (if available)	0	0	0	0	0	0	0	0	0	0	0	0	0	0	0	0	0
	Sub-Total (C)(1)	0	0	0	0	0	0	0	0	0	0	0	0	0	0	0	0	0
(2)	Employee Benefit Trust (Under SEBI (Share based Employee Benefit) Regulations, 2014)																	
(a)	Name	0	0	0	0	0	0	0	0	0	0	0	0	0	0	0	0	0
	Sub-Total (C)(2)	0	0	0	0	0	0	0	0	0	0	0	0	0	0	0	0	0
	Total Non Promoter-Non Public Shareholding (C)=(C)(1)+(C)(2)	0	0	0	0	0	0	0	0	0	0	0	0	0	0	0	0	0

